




SAFETY AT THE HIGHEST LEVEL

KeeMark® Operation & Maintenance Manual



CONTENTS

	PAGE
KEE MARK Overview	2
KEE MARK Components	3
KEE MARK Recertification	4



INTRODUCTION

The KEE MARK demarcation system has been designed to provide a high visibility controlled access zone that is virtually maintenance free.

This non-fall arrest product has been introduced to satisfy the Health & Safety Executive guidance note HSG 33 Health & Safety in Roofwork which recommends that demarcation systems should be immediately obvious and project above the main roof decking.

Section 67 of HSG 33 states that “markings at foot level are not a suitable alternative to a barrier” which implies painted lines on roofs are no longer acceptable as a means of demarcation.

VERSATILE SYSTEM

The KEE MARK Demarcation System is compact, portable, easily assembled and features a unique post design which prevents the chain from becoming detached during adverse weather conditions. KEE MARK's base foot is formed from recycled PVC and weighs 25kg which supports the system.

KEE MARK is further enhanced by a high visibility, two colour polyurethane or steel chain which is continually linked between the support posts.

Installation of the system is quick and easy with the support posts set up to 3m apart and the chain linked to form a continuous demarcation route from the point of roof entry to the point of exit.

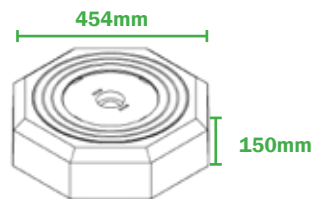
In many cases, demarcation is required to a specific piece of plant/equipment in the centre of a large roof. This is where the demarcation system can be used in place of edge protection solutions, providing the demarcation is set at least 2m from the roof edge.

The system can equally be used at ground level for alternative types of demarcation such as trade shows, machinery demarcation and queue management.

KEE MARK & KEEGUARD

Where budgets are restricted we recommend a combination of KEE MARK and KeeGuard edge protection. Where plant and equipment or access is required within 2m of the roof edge we recommend the installation of KeeGuard. In order to provide a “Safe System to Work” these guarded areas are linked together using KEE MARK.

The above provides a safe means of roof access on a restrictive budget.



KEE MARK 25KG BASE AND INSERT - KMBASE200

The base foot is formed from PVC and provides support to the Demarcation System.
Material: Recycled PVC & PP. Component weight: 25kg



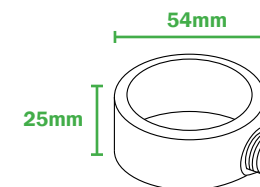
STEEL CHAIN 8MM - KMCS

High visibility red and white painted chain links the support posts that are spaced 3m apart.
Material: steel. Supplied in 100m long rolls giving an effective length of 88m when installed.
Component weight: 0.65kg per metre.



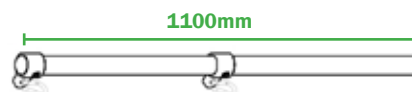
UPRIGHT KEE MARK- KMUP1

This component is galvanised to BS EN ISO 1461. The upright comes complete with 1 No M50-7 fitting and karabiner positioned at the top of the tube for connection of the chain. Includes 8mm karabiner clip. Material: Malleable cast iron to BS 1562 & galvanised steel to BS EN ISO 1461. Component weight: 4kg.



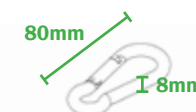
COLLAR 75-7

This component is galvanised to BS EN 1461. This is used to lock the post between the base weight and insert to enable easy moving. Weight 0.13kg.



UPRIGHT 2 KEE MARK- KMUP2

This component is galvanised to BS EN ISO 1461. The upright comes complete with 2 No M50-7 fitting and karabiners positioned at the top and centre of the tube for connection of the chain.
Material: Malleable cast iron to BS 1562 galvanised steel to BS EN ISO 1461. Includes 8mm karabiner clip. Component weight: 4.5kg.



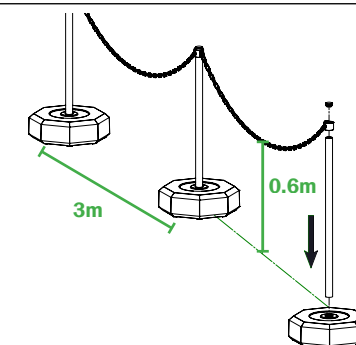
8MM KARABINER - KARI8

8mm karabiner for linking chains, or a replacement part for a KMUP1 or KMUP2. Featuring a sprung clip. BZP coated.
Material: Steel. Component weight 0.08kg



PLASTIC CHAIN 8MM - KMC

High visibility red and white polyethylene chain links the support posts that are spaced 3m apart.
Material: polyethylene. Supplied in 25m long lengths, giving an effective length of 22m when installed. Component weight: 0.055kg per metre.



Kee Mark® Recertification

- Periodic inspections by a competent person are recommended by the manufacturer. In UK/Europe these are required under Regulation 5 of the Workplace (Health, Safety & Welfare) Regulations and the Work at Height Regulations. The frequency will depend upon the environment, location and usage but should be at least every 12 months.
- Walk & visually inspect the complete system installation in relation to the client's needs. Establish if any modifications or additional products are required to reflect any refurbishment or additional plant and equipment that have been installed and require access.
- Check installation configuration is complete as per the original installation drawing/plan.
- Ensure the system has not been modified or tampered with by unauthorised persons.
- Check the general height of the system including the leg centres, do not exceed 3m.
- Any galvanised components showing signs of corrosion, wire brush thoroughly and apply galvanising spray / paint as appropriate. If rusted significantly take digital photographs and include in the inspection report.
- Where applicable check fixings to walls or structures.



Kee Safety LLC

Dubai Investment Park
Near Green Community
PO Box 18448 Dubai
United Arab Emirates

Phone: +971 4 885 9066

uaesales@keesafety.com
www.keesafety.ae